

# PAYMENT THROUGH ONLINE BANKING CIMB CLICKS'

STEP 1: CHOOSE **PAY > BILLS > PAY BILLS.**

STEP 2: SELECT YOUR **ACCOUNT AND CHOOSE EDUCATION – UNIVERSITI UTARA MALAYSIA.**

STEP 3: KEY IN **STUDENT MATRIC NUMBER AND IC NUMBER OR PASSPORT.**

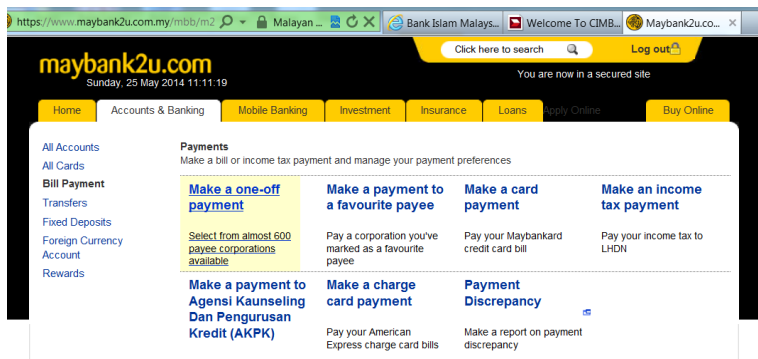
STEP 4: SELECT **PAYMENT TYPE** AND KEY IN THE **AMOUNT** IN RINGGIT MALAYSIA.

STEP 5: **SUBMIT** AND PROCEED TO THE END OF PROCEDURE.

**WARNING!!**

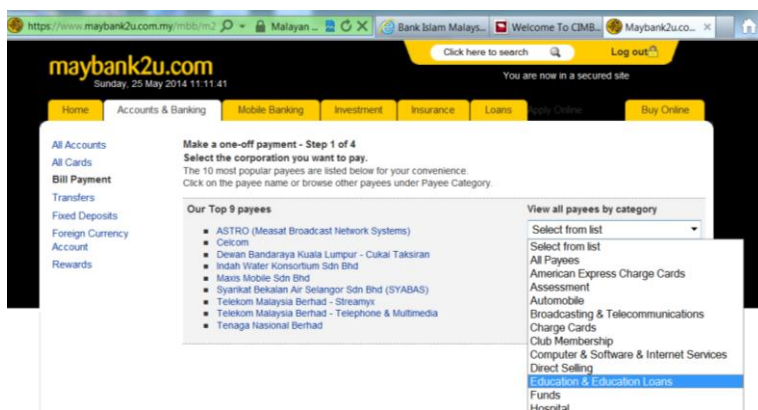
PLEASE ENSURE YOU CHOOSE **“PAY BILLS”** BEFORE MAKE A PAYMENT. FAILED TO DO SO WILL CAUSED YOUR PAYMENT UNNOTICED AND IN OUTSTANDING DEBT.

# PAYMENT THROUGH ONLINE BANKING MAYBANK2U.COM

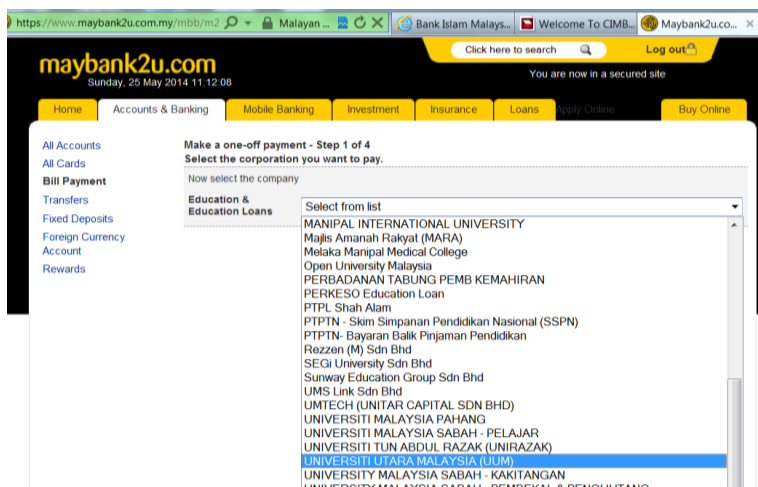


STEP 1: CHOOSE “**BILL PAYMENT**” UNDER ACCOUNT & BANKING MENU.

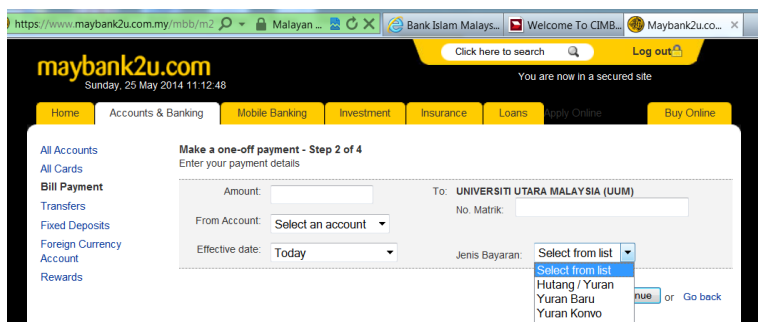
STEP 2: CLICK ON “**MAKE A ONE-OFF PAYMENT**”.



STEP 3: SELECT PAYEE “**EDUCATION & EDUCATION LOANS**”



STEP 4: SELECT “**UNIVERSITI UTARA MALAYSIA**” UNDER EDUCATION & EDUCATION LOANS.



STEP 5: FILL IN THE PAYMENT DETAILS FORM AND CHOOSE **TYPE OF PAYMENT**.

STEP 6: CONTINUE AND PROCEED TO THE END OF PROCEDURE.

**WARNING!!**

PLEASE ENSURE YOU CHOOSE “**BILL PAYMENT**” BEFORE MAKE A PAYMENT. FAILED TO DO SO WILL CAUSED YOUR PAYMENT UNNOTICED AND IN OUTSTANDING DEBT.